



Welcome to your new school



ST HILDA'S
CE HIGH SCHOOL

WISDOM

HOPE

COMMUNITY

DIGNITY

EQUALITY

Dear student

I know that your Year 6 has been interrupted by lockdowns and, for some, self-isolation. However, we are still really excited that you will be joining Year 7 and we want to answer any questions you may have. We have thought about what you need to know and asked our students to think about what they needed to know or were worried about.



We have worked hard to put together some booklets you may find useful and to help you to feel excited about becoming a part of the St Hilda's family. You will get to meet your form tutor soon and those people in your form. We will do this via Zoom, but will let you know the details very soon.

We know that we cannot offer you a day in school in July as we usually do to our Year 6 students joining us, but Mr Martin and Mrs Pritchard have been spending lots of time on preparing an induction day for you so you get to see our school and get to know us better.

I am really looking forward to seeing you in our school and getting to know you all better as soon as we can. Until then, keep working hard and stay positive.

However, we are still really excited that you will be joining Year 7 and we want to answer any questions you may have. We have thought about what you need to know and asked our students to think about what they needed to know or were worried about.

We have worked hard to put together some booklets you may find useful and to help you to feel excited about becoming a part of the St Hilda's family. You will get to meet your form tutor soon and those people in your form. We will do this via Zoom, but will let you know the details very soon.

We know that we cannot offer you a day in school in July as we usually do to our Year 6 students joining us, but Mr Martin and Mrs Pritchard have been spending lots of time on preparing an induction day for you so you get to see our school and get to know us better.

I am really looking forward to seeing you in our school and getting to know you all better as soon as we can. Until then, keep working hard and stay positive.

Mrs J Code

BA (Hons), NPQH, FCCT

Headteacher



All about me

Name: _____

Birthday: _____

My Primary School: _____

Eye Colour: _____

Hair Colour: _____

Height: _____

Draw a self-portrait here

Favourite colour: _____

Favourite animal: _____

If I could have a superpower, I'd... _____

Favourite school subject _____

Best place I've ever been to _____

My dream country to visit _____

If I could travel back in time, I'd go to _____

My dream job is _____

My journey so far...

Life is a journey! Think back through primary school and write down your favourite memories or events that have shaped you to become the amazing person you are!

Started
Primary School

Starting Secondary School

My new secondary school

Full Name of the School _____

School Address _____

School Telephone Number _____

Name of the Head Teacher _____

School Starts at _____


School Finishes at _____

I will get to school by _____

How long will it take you to get to school? _____

What time will you have to leave home? _____

Add 10 words to the right of the picture below to describe your new school.



1. _____
2. _____
3. _____
4. _____
5. _____
6. _____
7. _____
8. _____
9. _____
10. _____



Moving to your new school

List 4 things you are most excited about moving to St Hilda's CE High School

1. _____
2. _____
3. _____
4. _____

List 4 things you are a little worried/nervous about

1. _____
2. _____
3. _____
4. _____

List 4 things you would like to know about St Hilda's CE High School

1. _____
2. _____
3. _____
4. _____

List 4 things that will help you when moving to St Hilda's CE High School

1. _____
2. _____
3. _____
4. _____

List 4 differences between your primary school and St Hilda's CE High School

1. _____
2. _____
3. _____
4. _____

Subjects at your new school

Find the subjects below in the Word search – they are vertical, horizontal and diagonal!

H	T	A	A	S	D	O	H	M	P	S	H	E	W
P	P	H	Y	S	I	C	A	L	E	D	H	G	H
P	H	N	A	P	Y	A	P	E	A	H	I	M	U
I	I	T	S	G	H	N	U	L	A	S	H	R	A
H	S	E	E	E	N	C	G	A	M	Y	I	A	C
S	T	C	G	O	A	O	N	L	A	N	Y	D	S
R	O	H	A	G	U	M	M	R	R	R	I	A	C
O	R	N	U	R	L	P	E	U	D	I	D	R	I
W	Y	O	G	A	S	U	N	S	S	S	A	T	E
D	A	L	N	P	H	T	I	P	M	I	E	P	N
L	R	O	A	H	S	I	H	E	T	C	C	T	C
S	H	G	L	Y	T	N	A	O	E	I	M	S	E
L	S	Y	H	C	A	G	O	C	H	Y	L	T	R
D	M	A	T	H	S	H	E	N	G	L	I	S	H

MATHS ENGLISH SCIENCE GEOGRAPHY HISTORY ART MUSIC
 PHYSICAL ED DRAMA TECHNOLOGY COMPUTING LANGUAGES
 RE PSHE WORSHIP

Subjects at your new school

Match up the subject name on the right to the correct icon picture



Maths

English

Science



Geography

History

Art



Music

PE

Drama



Languages

Food Technology

Computing

Religious Education



Your timetable (an example)

	Monday	Tuesday	Wednesday	Thursday	Friday
Tutor time 08:30-08:50	FORM ROOM	FORM ROOM	FORM ROOM	FORM ROOM	FORM ROOM
Period 1 08:50-09:50	MATHS	SCIENCE	ENGLISH	LANGUAGES	PE
Period 2 09:50-10:50	ENGLISH	MATHS	HISTORY	PERSONAL DEVELOPMENT	LANGUAGES
BREAK 10:50-11:05					
Period 3 11:05-12:05	GEOGRAPHY	ENGLISH	RE	FOOD TECHNOLOGY	MATHS
LUNCH 12:05 -12.45					
Period 4 12:45-1.45	SCIENCE	ENGLISH	MATHS	SCIENCE	GEOGRAPHY
Period 5 1:45-2.45	COMPUTING	ART	DRAMA	SCIENCE	ENGLISH
REFLECTION TIME 2.45-2.50	FORM ROOM	FORM ROOM	FORM ROOM	FORM ROOM	FORM ROOM

What time does period 1 start? _____

How many minutes does each lesson last? _____ How long is tutor time? _____

What time does school finish? _____



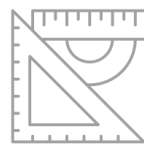
How long is the break between periods 2 and 3? _____

This is an **example of a timetable**. The times are correct.

When you arrive in September you will receive your own personalised timetable.
You will be taught how to use it by your form tutor!


Equipment

At secondary school, you will be moving around to different classrooms for different lessons. You could be in 7 classrooms in one day. This means that you need to bring all the equipment you will require with you for the day. You can keep larger items such as your PE kit in your locker, however you can only go to your locker before school, at break and lunchtime and at the end of the day. Below are some items you will need to bring – can you identify them and add anything else?



Looking smart at secondary school

One of the different things about moving to secondary school is the change in what you will wear. At St Hilda's CE High School, we pride ourselves in looking smart and professional at all times. Use the school website or the information booklet to draw and label the school uniform you will wear onto the Lego figure.



Why is wearing the correct school uniform important?

Getting to secondary school

Getting to St Hilda's CE High School safely is just as important as being there. In the box below, draw the route you are going to take to school (whether that's walking, cycling, driving or by bus). Identify spots where there could be hazards (e.g. busy roads) and explain how you will manage this safely!

Expectations

At St Hilda's we have high expectations of our students. This applies to the way we choose to conduct ourselves, the way that we behave towards other people, and the way that we behave in our lessons. You can see examples on the CPR guide below.

They are expectations, because we are expected to behave in this way; it is not a choice.

The expectation that we have is that we all behave in a way that means that we are calm, collected and respectful towards one another, and that we arrive for our lessons punctual and prepared.

Match the correct description to each letter of the CPR guide by colouring in the oval shape in the related colour:

Calm & Collected **Punctual & Prepared** **Respectful & Responsible**

Turning up on time to lessons	Working successfully as part of a team	Being respectful of other people's beliefs
Having your shirt tucked in neatly	Contributing to lessons	High level of respect shown to all
Saying good morning to people as you pass	Supporting others	Holding the door open for a teacher
Having a pen, pencil and ruler in lesson	Consistent punctuality over the whole year	Helping the Breakfast Club
Staying calm if something goes wrong	Acting as an ambassador role	Going above and beyond with your work
Apologising if you have done something hurtful	Being respectful to staff and students	Sitting with someone who is alone at lunch
Remembering your homework	Giving someone a compliment	Asking for help when needed

My goals for secondary school

When you go to Secondary School, you will learn a huge number of new skills, and improve skills you have practiced in Primary School. In the goal below, use the list to write in 10 new skills or things you'd like to build on in your years at Secondary School.

Be in a school play or production	Speak another language	Represent your school in a national competition
Learn to play a musical instrument	Volunteer in the local community	Travel to another country
Play for a school team	Learn how to survive in the wild	Take care of the school grounds
Learn how to manage money	Taste food from another country	Be a member of the school parliament
Cook a new meal from scratch	Read new books	Take part in a fancy dress day
Create a piece of art	Raise money for charity	Become Head Boy or Girl
Learn how to read a map	Join an after school club	Learn to dance
Use computers to create your own website	Learn First Aid	Improve your singing
Make new friends from other schools	Work as part of a team	Try camping



Beyond secondary school

After secondary school, you can move onto college or an apprenticeship and then to University or into a job! It's normal not to know what you want to do yet, but this is a chance for you to have a think about your dream jobs!

<p>Job:</p> <p>Key skills:</p> <p>Subjects to study:</p>	<p>Icons to represent that job:</p>
<p>Job:</p> <p>Key skills:</p> <p>Subjects to study:</p>	<p>Icons to represent that job:</p>
<p>Job:</p> <p>Key skills:</p> <p>Subjects to study:</p>	<p>Icons to represent that job:</p>



ST HILDA'S
CE HIGH SCHOOL

WISDOM

HOPE

COMMUNITY

DIGNITY

EQUALITY

St Hilda's CE High School

Croxteth Drive, Sefton Park, Liverpool L17 3AL

T: 0151 733 2709 E: info@st-hildas.co.uk I: www.st-hildas.co.uk

Mrs J Code

BA (Hons), NPQH, FCCT
Headteacher