

Year 7 – Assessment (Post Home Learning)

Guidance for Parents Summer 2020



ST HILDA'S
CE HIGH SCHOOL

WISDOM
HOPE
COMMUNITY
DIGNITY
EQUALITY

Dear Parent/Carer,

As you are aware your son/daughter should have sat their end of year assessments in the forthcoming weeks. We will be supporting students when they return to school and, as soon as we think it is appropriate, we will give them the opportunity to see how they have progressed even though we have been setting and marking work remotely. This will also allow their teachers to understand what support each student needs after such a unique period of home learning.

This booklet contains information from individual subjects regarding the forthcoming assessments. This has been compiled to give students a basic guide as to how to prepare for the September exams. Individual subjects have provided a list of topics covered by your son/daughter. We recommend that students use the suggested revision resources alongside the revision websites SAMLearning and GCSE Pod. If students need further information they should contact their subject teachers.

Subject	Page
Art	2
English	3
French	4
Geography	6
German	7
History	8
ICT	9
Maths	10
Music	11
RE	13
Science	14
Spanish	16
SAMLearning User Guides	18
GCSE Pod User Guide	19

Art

Time period of work being assessed	Academic year
Key objectives for revision	Drawing skills Observation Composition Line Shape Tone (shading, including shadows, highlights and cast shadows) Texture
Suggested websites for revision	https://www.studentartguide.com/articles/realistic-observational-drawings https://www.bbc.co.uk/bitesize/guides/zg77wxs/revision/4
Additional hints/tips	https://www.youtube.com/watch?v=-WR-FyUQc6I Practise drawing from your own still life set up, looking carefully at shape, light and shadow.

English

Time period of work being assessed	Spring term and home learning
Key objectives for revision	<p>Writing to Describe</p> <p>Using a range of descriptive writing features to engage your reader, such as:</p> <ul style="list-style-type: none"> • Similes • Metaphors • Personification • Ambitious vocabulary • Sensory language (what you can see, smell, taste, hear and feel) <p>Try to give your writing shape and variety by using:</p> <ul style="list-style-type: none"> • A range of sentence types (simple, compound, complex) • A wide range of punctuation (! ? : ; ... ,) • Carefully crafted paragraphs (Make sure you plan your ideas first to ensure your paragraphs are well organised)
Suggested websites for revision	https://www.bbc.co.uk/bitesize/guides/zpp4kqt/revision/1
Additional hints/tips	<p>You will describe an image that relates to A Midsummer Night's Dream so you could practise by describing things like:</p> <ul style="list-style-type: none"> • Mythical creatures • Enchanted forest • Nature

French

Time period of work being assessed	Whole academic year,since September.
Key objectives for revision	<p><u>TOPICS to revise:</u></p> <p>In Access textbook (see on Active learn):</p> <ul style="list-style-type: none"> - Unit 1 Bonjour: greetings in French + saying how you are + saying your name + alphabet and spelling your name - Unit 2 Quel age as-tu ? : numbers up to 21 + saying how old you are + asking how old someone is - Unit 3 Joyeux anniversaire: months of the year + days of the week + saying when your birthday is + asking when someone's birthday is + EXTENSION: saying when a friend's birthday is. - Unit 4 Dans mon sac : vocabulary for bag and pencil case items + saying what you have and you do not have in your bag +EXTENSION: colours and using the colour with a bag item+ EXTENSION: using varied connectives - Unit 8 Tu as un animal?: vocabulary for pets in French+ say what pet you have + EXTENSION: describe your pet: colour/ name/ age + EXTENSION: saying what pet you would like to have. <p>In Studio 1 textbook (you have the textbook yourself):</p> <ul style="list-style-type: none"> - Module 1 c'est perso. <ul style="list-style-type: none"> • Mon autoportrait: discuss what you like and do not like and why (giving opinions and justifying them in French) • Mon kit de survie : extended vocabulary on bag items • Comment je me vois: personality adjectives in French + say what your personality is and is not + ask someone about their personality • Et les autres: physical descriptions. Say what you look like + EXTENSION: describe a friend or a family member. • Il est hypercool: describe a music band • EXTENSION: power points posted on SMHW on discussing your favourite things in French. - Module 2 Mon college <ul style="list-style-type: none"> • Mes matieres: vocab for school subjects • C'est genial: giving your opinions on school subjects and justifying them <p><u>GRAMMAR to revise:</u></p> <ul style="list-style-type: none"> - Un/ une/ des gender with A/SOME - Le/ la /les gender with THE - Conjugate the verb AVOIR = to have - Conjugate the verb ETRE = to be - Conjugate the ER verbs in Present tense (such as "aimer") - Place and agreement of adjectives in French - Possessive adjectives : my etc..... - Personal pronouns (I / you / he etc....)

	<ul style="list-style-type: none"> - Giving opinions: j'aime/ j'adore/ je deteste/ je n'aime pas - EXTENSION : giving advanced opinions using intensifiers : j'aime assez / j'aime vraiment - Justifying opinions: car c'est.....car il est....car ils sont..... - Using the negative in French: ne.....pas (not) - EXTENSION: using varied connectives (et / aussi / en plus / également / mais/ au contraire / cependant....ect....) - Asking questions in French
Suggested websites for revision	<ul style="list-style-type: none"> - QUIZLET: find your class and practise all the vocabulary lists posted there by your teacher. - Active learn: find the textbooks and look at the double page for key vocabulary pp24-25 and pp46-47 + the double page for the grammar pp22-23 and pp44-45 + the double page for revisions pp18-19 and pp44-45
Additional hints/tips	<ul style="list-style-type: none"> - Fill in your white workbook for module 1 and for the first 2 lessons of module 2 (it is good for the Reading skills). - Go on Quizlet daily and practise 15 minutes: choose 2 vocab lists and do 2 activities for each. - Go on the school website, on the students' share drive > home learning> Madame Lloyd > Y7 and download the Knowledge organisers to help you revise all you need to know.

Geography

Time period of work being assessed	All of Y7 Geography
Key objectives for revision	<ul style="list-style-type: none">- Skills and map reading- Development- Africa and development in Africa- Geography of Rivers
Suggested websites for revision	BBC bitesize Oak National academy Smhw links to homelearning lessons
Additional hints/tips	We will hold an OPTIONAL zoom session to go over the revision list and look at likely assessment questions.

German

Time period of work being assessed	This academic year
Key objectives for revision	<p>1. Topics</p> <p>a. Kapitel 1 Revise all of the vocabulary from this module using the relevant pages in your textbook (p24-25). Make sure that you are able to;</p> <ul style="list-style-type: none"> • Introduce yourself and greet others • Say your age and all numbers up to 30 • Say where you live • Sound your name using the alphabet • Describe your character • Talk about your favourite things • Talk about your belongings <p>b. Kapitel 2 Revise all of the vocabulary from this module using the relevant pages in your textbook (p46-47). Make sure that you are able to;</p> <ul style="list-style-type: none"> • Talk about pets • Describe “superpets” • Know numbers up to 100 • Describe your family <p>2. Grammar Revise the grammar covered in Kapitel 1 and 2, using your notes and the green grammar pages at the end of each chapter (p22-23, 44-45) Make sure that you;</p> <ul style="list-style-type: none"> • Know the words for “the” and “a” (nominative) • Know how to conjugate regular verbs • Know “haben” and “sein” • Can make the plurals of the pets • Know the verb “können” • Know the 3 words for “it”: er/sie/es
Suggested websites for revision	<p>www.quizlet.com (for vocab)</p> <p>www.languagesonline.org.uk (for grammar)</p>
Additional hints/tips	Regular vocab revision (a little every day) is most effective; plan to practise 2-3 sets a week on Quizlet/ systematically work through the vocab pages at the end of the textbook chapters; teach someone else/get someone to test you

History

Time period of work being assessed	45-minute test on all the work that you have done in Year 7 (So you need to revise what you have done in class with your teacher and what you have done at home.)
Key objectives for revision	<p>Knowledge</p> <ul style="list-style-type: none"> • William and the Battle of Hastings • How did William keep control e.g. Feudal System, Domesday Book & Motte and Bailey Castle • Life after the Battle of Hastings e.g. the Black Death • Henry VII • Henry VIII • Queen Mary I (Bloody May) • Queen Elizabeth I and the Spanish Armada <p>The test will be made up of</p> <ul style="list-style-type: none"> • knowledge quiz • Sources skills – making an inference • Essay writing – PEE paragraphs (point, evidence & Explanation)
Suggested websites for revision	<p>KS3 BBC bitesize https://www.bbc.com/bitesize/subjects/zk26n39</p> <p>Use sections on:</p> <ul style="list-style-type: none"> • Normans • Black Death • Henry VII, Henry VIII, Mary & Elizabeth <p>You also have the 80 questions in your exercise book. If you can answer these questions, you will be able to give the test a good go.</p>
Additional hints/tips	<p>Remember to read the questions carefully.</p> <p>Everything you need should be in your exercise book. Use and read through the excellent projects you have done on the Tudor monarchs.</p> <p>You also have the 80 questions in your exercise book. If you can answer these questions, you will be able to give the test a good go.</p>


ICT/Computer Science





Time period of work being assessed	Summer term /Home Learning.
Key objectives for revision	<p>E-Safety:</p> <ul style="list-style-type: none"> • Cyberbullying <p>Computer programming</p> <ul style="list-style-type: none"> • Scratch programming. <p>Computer Systems</p> <ul style="list-style-type: none"> • Input, Process and Output. • Input and Output devices. • Computer hardware. • How computers work. • Where did computers come from? • Inside a computer. • Algorithms
Suggested websites for revision	https://www.teach-ict.com/ https://www.bbc.co.uk/bitesize/guides/zrtrd2p/revision/1 https://debuggedjnr.org/
Additional hints/tips	<p>Link to revision resources:</p> <p><i>Student Share, Remote Learning, Mr Bush, Y7_ICT_Computer Science OR through Show My Homework.</i></p>

Mathematics

Time period of work being assessed	Home Learning
Key objectives for revision	<p>Averages Know and use the Mean, Median and Mode Understand how to use the range as a measure of spread</p> <p>Work with Time and Money</p> <p>Ratio Find a quantity within a ratio</p> <p>Angles Identify the type of different angles Know that the sum of angles on a straight line is 180 degrees Know that the sum of the angles in a triangle is 180 degrees Know that base angles of an isosceles triangle are equal Understand angle properties of a quadrilateral</p> <p>Sequences Continue a sequence Find terms of a sequence using term-to-term rule Find terms of a sequence using position-to-term rule Determine if a term belongs in a sequence Find the nth term formula for a linear sequence</p>
Suggested websites for revision	www.dr frostmaths.com www.mathswatch.co.uk www.mymaths.co.uk www.corbettmaths.com
Additional hints/tips	Pupils should revise for maths by practising questions and not by just reading facts. Drfrost & Mathswatch provide videos that students can watch to support any topics they are finding difficult. Mymaths provides on line lessons. Corbettmaths has GCSE practise questions.

Music

Time period of work being assessed	Academic Year
Key objectives for revision	<p>The Elements of Music (some)</p> <p>The Instruments of the Orchestra</p> <p>Musical Notation – treble clef only.</p> <p>Rhythmic Notation</p> <p>Elements:</p> <p>Pitch – how high/low the music is</p> <p>Tempo – how fast/slow the music is</p> <p><i>largo – slow</i></p> <p><i>andante – walking pace</i></p> <p><i>Allegro – fast</i></p> <p><i>Presto – very fast</i></p> <p>Dynamics – the volume of music</p> <p>– quiet</p> <p>– loud</p> <p><i>Pianissimo – very quiet</i></p> <p><i>Fortissimo – very loud</i></p> <p><i>Crescendo – gradually louder</i></p> <p><i>Diminuendo – gradually quieter</i></p> <p>Texture - the layers in music</p> <p><i>Thin – not many layers</i></p> <p><i>Thick – many layers</i></p> <p><i>Monophonic – one layer</i></p> <p><i>Polyphonic – many layers</i></p> <p>Articulation – the way the note is played</p> <p><i>Staccato – spikey, short, detached</i></p> <p><i>Legato – smooth, flowing</i></p> <p><i>Accent – emphasis on a note</i></p> <p>Instruments of the Orchestra:</p> <p>Strings, Woodwind, Brass, Percussion</p> <p>Know the instruments in these sections and be prepared to listen and identify them</p> <p>Musical Notation:</p> <p>Remember, FACE in the SPACE and Every Good Boy Deserves Football on the lines. C, D hang below and G A floats above</p> 

Name	Symbol	
Semibreve		<i>Piano</i>
Minim		<i>Forte</i>
Crotchet		
Quaver		

	<p>Rhythmic Notation:</p> <p>Semibreve (4 beats) Minim (2 beats) Crotchet (1 beat) Quaver (1/2 beat)</p>
Suggested websites for revision	<p>Listening to a broad spectrum of music such as the following:</p> <ol style="list-style-type: none"> 1 Africa, Toto 2 Palladio, Karl Jenkins 3 Danse Macabre, Saint Saens 4 Theme tune to Beetlejuice 5 Hush, Deep Purple 6 One Love, Bob Marley

RE

Time period of work being assessed	Home learning assessment
Key objectives for revision	<p>To understand what the 6 world religions (Christianity, Islam, Judaism, Sikhism, Buddhism, Hinduism) believe about –</p> <ul style="list-style-type: none"> • God • Holy books • Worship <p>To understand what a festival is and to be able to explain what the following festivals represent –</p> <ul style="list-style-type: none"> • Christianity – Easter and Christmas • Islam – Ramadan and Eid ul-Adha • Judaism – Passover and Hanukkah • Sikhism – Vaisakhi • Buddhism – Nirvana Day and Wesak • Hinduism – Holi and Diwali <p>To understand and be able to explain what humanism is.</p>
Suggested websites for revision	https://www.bbc.co.uk/bitesize/subjects/z7hs34j All revision material is available via the above link and part of your home learning tasks.
Additional hints/tips	<ul style="list-style-type: none"> • Read all the information on the Revision Bitesize website about world religions and festivals. • Complete the BBC Bitesize quizzes as part of your revision on the website.

Science

Subject & Year Group	Science (Biology, Chemistry and Physics)
Time period of work being assessed (eg academic year, Summer term, Home learning)	Year 7 including home learning.
Key objectives for revision (revision list)	<p><u>Biology</u></p> <p>Animal and Plant Cells Specialised cells Basic movement (diffusion)</p> <p>Role of the Skeleton Joints-ligaments-tendons</p> <p>Food chains Food webs/interdependence Disruption/bioaccumulation prey/predator and competition</p> <p>Variation Continuous and Discontinuous Habitats and Ecosystems Adaptation in plants and animals</p> <p>Foetus Foetal Development Adolescence Puberty Menstrual Cycle Reproductive Systems Fertilisation Systems</p> <p><u>Chemistry</u></p> <p>Particle Model Changes of State and how they take place</p> <p>Diffusion Gas Pressure Pure substances and Mixtures</p> <p>Distillation Separating Mixtures Chromatography Acids/Alkalis pH Scale Strong/Weak Acids Neutralisation</p>

	<p>Metals reacting with Acids Displacement</p> <p><u>Physics</u> Space/The Solar System Planets Gravity</p> <p>Forces Speed Distance-Time Graphs Changing Motion Drag Stretching Springs and Hooke's Law Hidden and Turning Forces</p>
Any websites suggested that would be useful for revision specific to this exam	<ul style="list-style-type: none"> • BBC Bitesize – Key Stage 3 Science • SAM learning – You can pick tasks to do without your teacher setting them for you! Go over the topics in the list • Seneca Learning
Any hints/tips or further information you would like to share with parents/pupils	<p>For the topics you covered with your teachers in school, use your books if you have them to go over your notes. If you do not have your books do not worry, use BBC bitesize to go over these topics. Make sure you complete the quizzes to test your knowledge.</p> <p>For the topics you have covered at home make sure you look over the notes you have made/use BBC bitesize.</p> <p>After you have gone over your notes make flashcards to test yourself.</p> <p>Use SAM/Seneca learning to test yourself.</p>

Spanish

Time period of work being assessed	
Key objectives for revision	Whole academic year (everything since September).
Suggested websites for revision	<p><u>TOPICS to REVISE</u> :(a focus on Module 2) In Viva 1 textbook.</p> <ul style="list-style-type: none"> - <u>Module 1: Mi vida</u> <ul style="list-style-type: none"> • Unit 1 Como te llamas: greetings in Spanish + saying your name and where you live + asking someone's name and where they live. • Unit 2 Que tipo de persona eres?: personality adjectives + connectives + saying what your personality is like and not like + describing someone else's personality+ verb SER • Unit 3 Tienes hermanos: numbers up to 15 + saying your age + asking someone's age + saying someone's age + verb TENER+ vocab for family members • Unit 4 Cuando es tu cumpleaños: numbers up to 31 + months of the year + days of the week + alphabet in Spanis + saying when your birthday is + asking someone when their birthday is • Unit 5 Tienes mascotas?: vocab for pets + colours + using using colours/ adjectives in Spanish + describing your pet. - <u>Module 2: Mi tiempo libre</u> <ul style="list-style-type: none"> • Unit 1 Que te gusta hacer? : opinions in Spanish + infinitives + vocab for hobbies+ justifications of opinions • Unit 2 Cantas karaoke? : present tense for AR verbs + more vocab on hobbies + frequency phrases • Unit 3 Que haces cuando llueve? : vocab for weather • Unit 4 Que deportes haces: vocab for sports + verb HACER + verb JUGAR <p><u>Grammar to revise:</u></p> <ul style="list-style-type: none"> - The indefinite article (un/ una) - The definite article (el/ la/ los/ las) - Present tense of AR verbs - Stem changing verbs: JUGAR - Present tense of irregular verbs: TENER + SER + HACER - Adjectives: their Word order + agreement in gender - Negatives - Structure: opinion + infinitive
Additional hints/tips	<ul style="list-style-type: none"> - QUIZLET: find your class and practise all the vocabulary lists posted there by your teacher. - BBC Bitesize for listening practice on descriptions/ pets etc....

	<ul style="list-style-type: none"> - In your textbook look at the double page for key vocabulary pp24-25 and pp46-47 + the double page for the grammar pp22-23 and pp44-45 + the double page for revisions pp20-21 and pp42-43 - Fill in your white workbook for module 2 and for the first 2 lessons of module 3 (it is good for the Reading skills). - Go on Quizlet daily and practise 15 minutes: choose 2 vocab lists and do 2 activities for each.
--	--



Sam Learning Student Guide

It's proven that using SAM LEARNING for JUST 10 hours will get you better exam results!

Sam learning is an excellent revision and learning tool covering all your school subjects. You can:

- Access it on any device from home or school
- Complete interactive activities for all subjects

St Hilda's is running a competition for students to win vouchers and other prizes.



1. Log into Sam Learning

a) Visit: samlearning.com

b) Enter your login details:

CENTRE ID = L17SH

Centre ID [Can't log in?](#)

User ID

Password [Sign in ►](#)

USER ID= Your SIX digit DOB followed by your Initial.

Example: Lucy Jones born on 9th December 2003 is 091203LJ

PASSWORD = Enter your User ID (don't change your password)

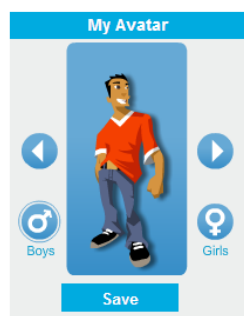
CAN'T LOGIN? - *If you have different names then try different initials*

- *If you can't login, try clearing the password and typing it again*

- *If you still can't login then email Mrs Cowdell*


2. Customise your Avatar

Click on 'My Profile' tab and choose a character.



3. Select your buddies

Click on 'My Profile' tab. You can select 10 friends from your year group.



4. Complete short homework tasks

Click on 'My Homework' tab and complete any homework that is on there. If you don't see any homework then move on to step 5.

5. Check how many hours you've completed

Click on your own Avatar to see your overall progress – number of hours completed this year and number of points collected.

6. See which tasks you have completed

Click on 'My Progress' tab to see a list of all the tasks you have completed this year.

7. Now complete any tasks to support your revision using Sam Learning for any subject.

Make sure you select the correct exam board for each subject, if you are unsure ask your classroom teacher.

GCSE Pod Student Guide

Activating Your Student Account:

1. Go to: <https://members.gcsepod.com>
2. Click "New Here? Get Started"
3. Select "Student"
4. Students enter their first names, surnames and dates of birth and then confirm school name
5. Students then create their own username and passwords